

With the use of AI (Artificial Intelligence) in education on the increase, here are some links that can help you understand how to use it for different applications.

[135 AI Tool you need for your growth](#)

[Using ChatGPT to rewrite something](#)

Emojis – I have always thought of them as a quick way to answer a text message. With the use of chat and texting applications, they have become part of our daily communications. But what do they mean? [Here is an article](#) that will explain some of the best uses for specific emojis.

Do you have hotkeys on your computer keyboard? [Doooot! EVBdaAVEBapAnñ@a05gRPUJaYñ5aæm5@B@a0m@AFAVI](#)

[Brightspace Release Notes November 2023](#) (video)

[Brightspace Release Notes December 2023](#) (video)

Are you printing Brightspace Rubrics? You may have noticed some overlap in the print. This was identified as a known issue and is now resolved.

The Brightspace Chat tool will be retired in December.

Announcements – Copy announcements to other courses in published state | Updated

The ability to copy announcements to other courses was originally released for the Announcements tool in [November 2023/20.23.11](#).

As of this release, users with proper role permissions can publish copied announcements in other courses using either the Announcements tool or widget. This is done by selecting the option from the announcement's context menu. In the window, there is a new check box option labeled . When this box is selected, the announcement is directly published in the destination course or courses, skipping the draft stage. If the check box is not selected, the announcement copies as a draft into the destination course or courses.

Previously, copied announcements appeared in draft form and required publishing in the destination course to complete the process.

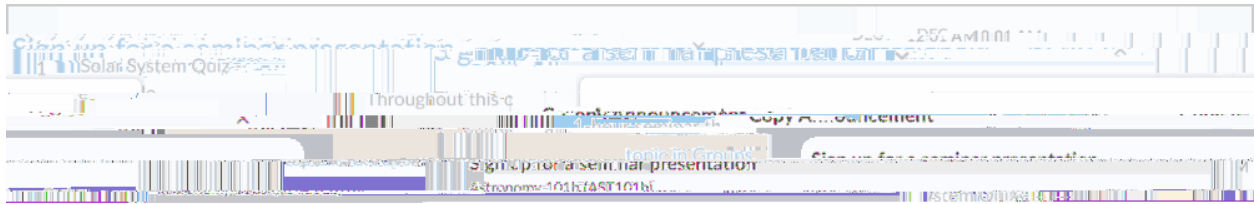


Figure: Select [Copy Announcement](#) to publish the copied announcement in the destination course or courses.

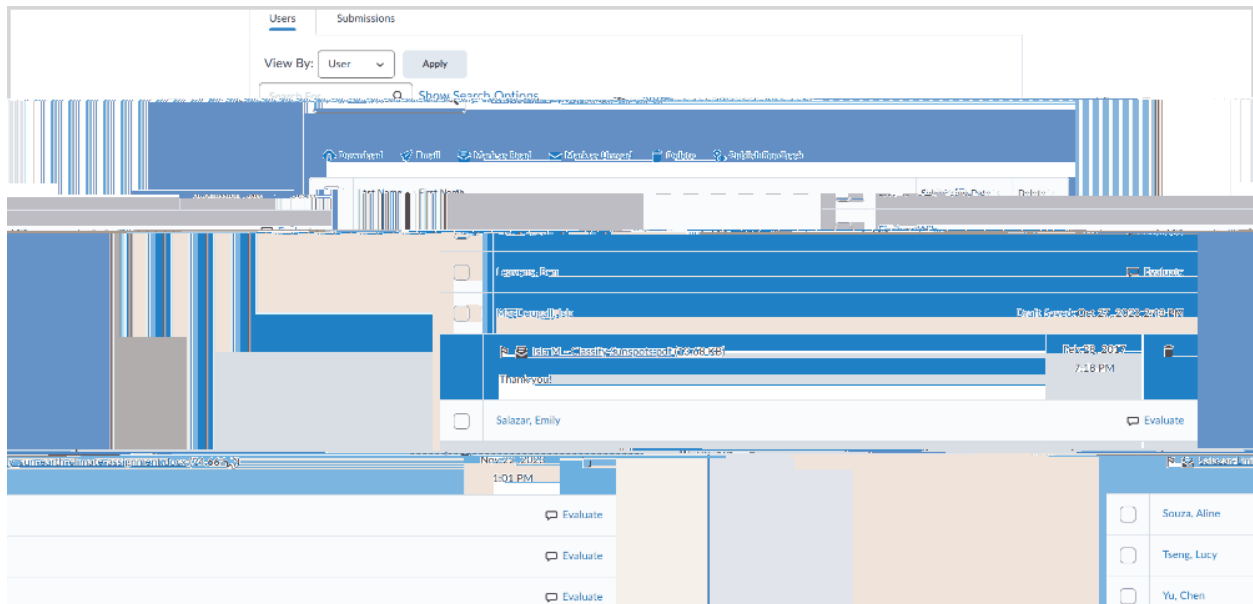
Assignments – Interface improvements for annotations | Updated

D2L is updating the Annotations tool in Assignments to be a web component, as part of our internal technical maintenance work. As a result, the user interface for the annotations viewer is improved to include the following changes:

- Error state includes updated dialog language.
- Document conversion state now has in-page messaging and a loading icon. Previously, there was a dialog displaying the messaging.
- General loading state now has a loading icon. Previously, there was no loading icon.
- Note annotations and their print format show annotations instead of just the annotations icon.

Figure: If an error occurs while loading the assignment file, an error dialog appears.

Figure: The document conversion state appears while the assignment file is loading.



The Assignments and Discussions tools' evaluation feedback field is changing from a 500,000-character limitation to a 300,000-character limitation, resulting in an updated dialog warning appearing when the user hits 300,000 characters.

The character limit update improves performance and security for evaluations. Previously, when a user would enter over 300,000 characters, the latest information may not have been saved. This potential save failure resulted in the loss of anything entered between 300,000-500,000 characters.

Figure: The warning message for character limitations appears when a user enters over 300,000 characters.

Calendar – View quiz start and quiz end dates as separate events in Calendar | New

When an instructor adds a _____ and _____ in Quizzes and then selects _____, both dates are displayed in the Calendar tool as separate events. Previously, only one event displayed showing when the availability of that quiz ended.

Figure: From Quizzes, instructors must enter a _____ and _____, and then select _____.

Quizzes – Better identify bonus questions in a quiz | New



Quizzes now clearly mark bonus questions with , improving learner understanding and addressing a previous lack of indication in Quizzes.

Figure: Learners completing a bonus question now see .

Rubrics – Grades tool now uses Consistent Evaluation interface for assessments | Updated

When an evaluator assesses an assignment or discussion in the Grades tool, the rubric now uses the Consistent Evaluation interface to determine whether there is work submitted for evaluation. This is consistent with the assessment experience for assignments or discussions in other areas of Brightspace.

Previously, evaluations for these types of activities used a pop-out Rubric grid when launching from the Grades tool. When users click the drop-down menu on the column header to enter grades, the rows with un-submitted work now use the Consistent Evaluation experience instead of the previous Rubric pop-out.

This feature addresses the following accessibility criteria:

WCAG 2.1 Success Criterion 3.2.4 - Consistent Identification

Figure: The complete.

column contains icons to indicate that there are evaluations available to

Figure: The grade item (in this example, a discussion submission) appears with the rubric collapsed on the right. Click the arrow beside the rubric name to expand the rubric assessment area.

Tophat courses have been created for Spring 2024. Don't see yours? Please email lmshelp@mcw.edu. Make sure you let us know the name of your course, and the CRN. We can create a matching Tophat course for you.